


S300 Series High Precision 3D Printers for Jewelry

The only wax model 3D printers built exclusively for jewelers, the desktop Solidscape S350 and S370 create ultra-accurate, directly castable wax models with complex geometries, clean burnout and superior surface finish.



PRECISION AND ACCURACY

Stunning symmetry, exacting wall thickness and extreme detail



DIRECTLY CASTABLE

100% castability in gold, silver, platinum and all castable materials



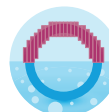
COMPLEX GEOMETRIES

Gravity-defying overhangs, organic shapes and interlocking parts



SUPERIOR SURFACE FINISH

Pristine, smooth wax models require virtually no finishing



MELT-AWAY SUPPORTS

Auto-generated supports dissolve, hands-free, in a non-toxic process



CLEAN BURNOUT

Fast melt out, no thermal expansion and no ash or residue



INTUITIVE 3D PRINTER SOFTWARE

Troubleshoot and fix models before printing with drag-and-drop ease



INCREASED PROFITABILITY

Create custom parts at mass production costs



DESIGN FREEDOM

Innovate without limits, eclipse the competition

Work smarter, not harder.

Optimize workflow, enhance creativity and boost your bottom line with the Solidscape S350 and S370 wax model 3D printers.

Solidscape S300 Series — S350 & S370

PRINTING PROPERTIES

	S350	S370
Layer Thickness:	User Selectable - 0.00025 inch (0.00635 mm) to 0.003 inch (0.0762 mm) at 0.00025 (0.00635 mm) increments	User Selectable - 0.001 inch (0.0254 mm) to 0.002 inch (0.0508 mm) at 0.00025 (0.00635 mm) increments
Resolution:	5000 X 5000 dots/inch (197 X 197 dots/mm) in X, Y	
Accuracy:	±0.005 inch (127 µm) for 1st inch (25.4 mm), ±0.001 inch/inch (25.4 µm) each additional inch X,Y and Z	
Surface Finish:	Layer thickness-dependent, up to 32 micro-inches (RMS)	
Start Process:	Fully automated, one-touch operation	
Status Monitoring:	Fully automated fault detection, restarts build from point of interruption	
New! Calibration Capacity:	Quicker calibration and ability to select calibration frequency means less wasted material	

TECHNICAL SPECIFICATIONS

Dimensions:	21.4 x 18 x 16 inches (558 x 495 x 419 mm)
Build Envelope:	6 x 6 x 4 inches (152.4 x 152.4 x 50.8 mm)
Weight:	80 lbs (36 kg)
Power:	100 - 240 V Required
Operating Temperature:	60° to 75°F (16° to 24°C)
Humidity:	40-60%
Agency Compliance:	CE Certified, FCC Class B approved, TUV certified EN 60950 Compliant

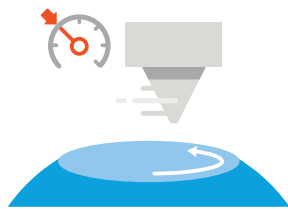
MATERIAL PROPERTIES

Midas Castable Material:	Proprietary model material formulated for clean burnout, producing 100% direct casting results
Melt-J Dissolvable Support:	Proprietary support material engineered to dissolve completely, hands-free, resulting in superior surface finish
Material Capacity:	Larger tanks require less filling and allow for longer print runs
Material Monitoring:	Display indicates build and support material levels accurately in 10% increments


SOFTWARE AND SYSTEM REQUIREMENTS

One-Click Software:	Automatically formats CAD files for 3D printing
CAD File Input:	.stl and .slc files
System:	Windows, PC-to-printer connectivity via high-speed USB 2.0 or Ethernet


Ultra accurate, high precision 3D printing SUPERIOR WAX MODELS FOR SUPERIOR CASTINGS



Smooth Curvature Printing Algorithm dynamically adjusts carriage velocity to sustain continuous motion, producing the highest precision and surface finish in the industry.



Drop on Demand Technology positions precise drops of wax along X, Y and Z axes, resulting in exact build plate placement and high-definition details.



Rotating Milling Blade levels every print layer, delivering controllable layer thickness down to 6µm, impossibly complex builds and unbeatable, repeatable accuracy.